

Scaled data based on original data using
LM-79-08 Approved Method: Electrical and Photometric Measurements of Solid-
State Lighting Products

Test Report Prepared for
Cooper Lighting Solutions
(formerly Eaton)

Brand: INVUE

Report Number: P677157

Luminaire Tested: **CCW-SA-2C-750-U-SL4-HSS**

Issue Date: 04/25/2023



Test Information

Test Method: LM-79-08
Report Number: P677157
Test Lab: INNOVATION CENTER(G1)
Issue Date: 04/25/2023
Manufacturer: COOPER LIGHTING SOLUTIONS (FORMERLY EATON)
Product Line: INVUE
Catalog Number: CCW-SA-2C-750-U-SL4-HSS
Description: INVUE CLEAR CURVE Wall Pack MOUNT Light Square Luminaire @615mA w/
SL4 distribution lens and House Side Shield
Light Source: (32) 5000K CCT, 70 CRI LEDs
Ballast/Driver: ELECTRONIC DRIVER

Summary

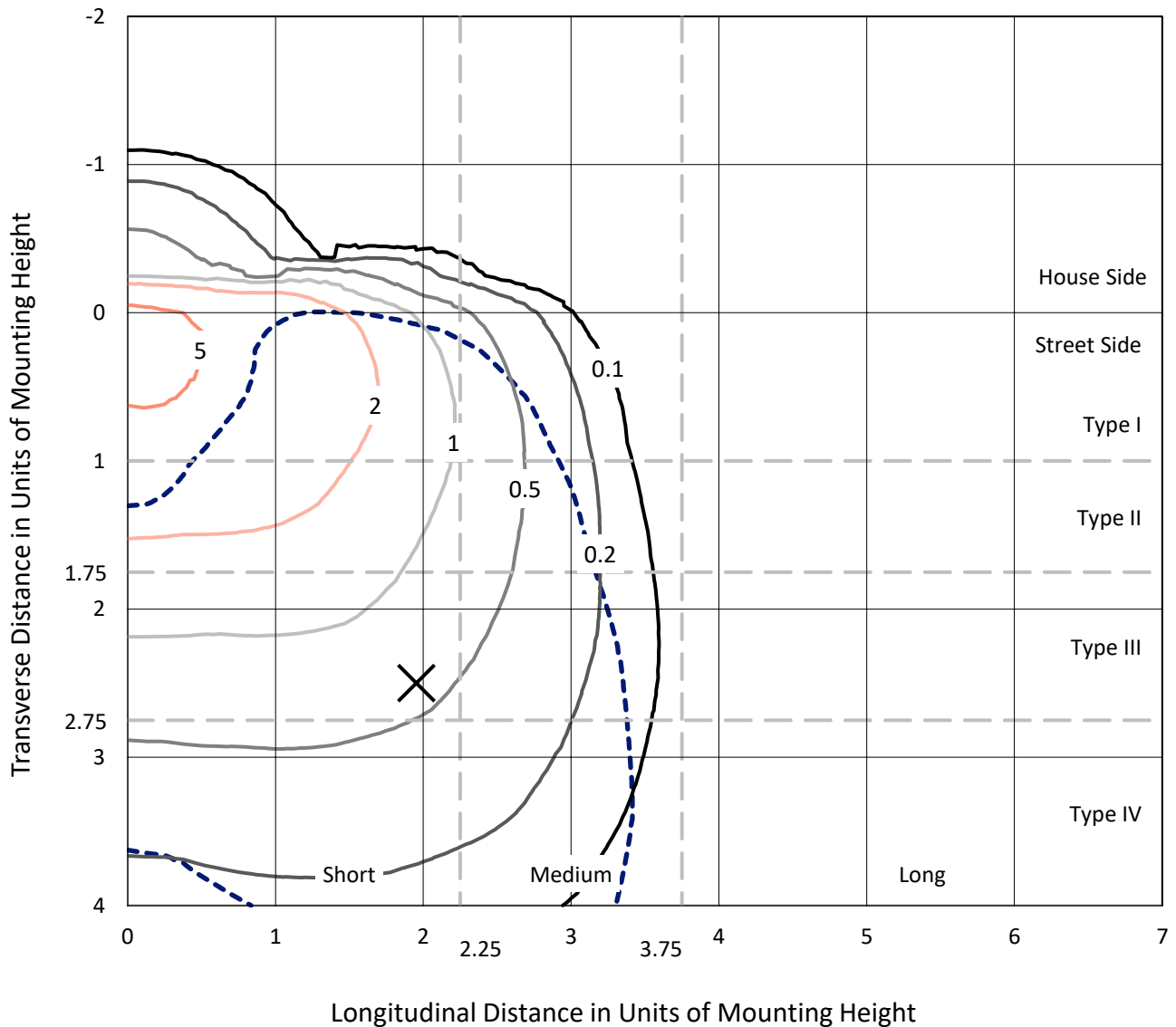
Lumens per Lamp: N/A
Luminaire Lumens: 7639.6 lumens
Efficiency: N/A
Efficacy: 123.0 lumens/watt
Luminous Opening: Rectangular (W 1' x L: 1' x H: 0')
IES Classification: Type IV - Short
BUG Rating: B1 - U0 - G2

Input Watts (W): 62.1
Input Voltage (V): 120
Input Current (A_{in}): NR
Voltage Rise (V): NR
Power Factor: NR
Total Harmonic Distortion (THDi): NR
Frequency (hertz): 60
Stabilization Time: NR
Operation Time: NR
Ambient Temperature (°C): NR
Test Distance: 25 FT

REPORT NUMBER: P677157
 CATALOG NUMBER: CCW-SA-2C-750-U-SL4-HSS

Iso-Footcandle Lines of Horizontal Illumination

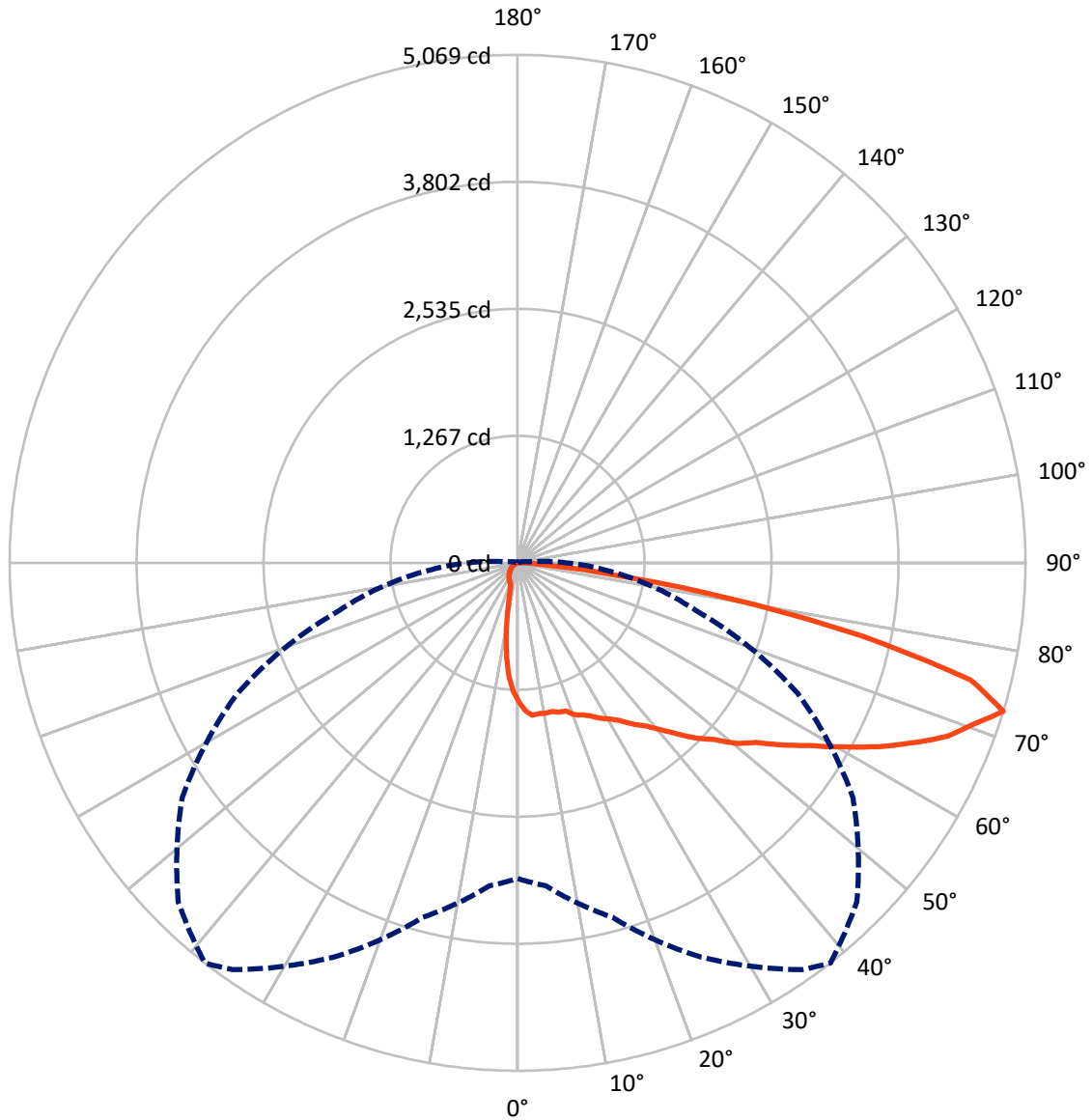
✕ Max cd
 - - - 1/2 Max cd



Based on 15 foot mounting height. Maximum calculated value = 6.6 fc
 Type IV - Short - N/A

REPORT NUMBER: P677157
CATALOG NUMBER: CCW-SA-2C-750-U-SL4-HSS

Luminous Intensity Polar Plot



— Vertical Plane Through 38-Deg Lateral - - - Horizontal Cone Through 72.5-Deg Vertical

REPORT NUMBER: P677157
 CATALOG NUMBER: CCW-SA-2C-750-U-SL4-HSS

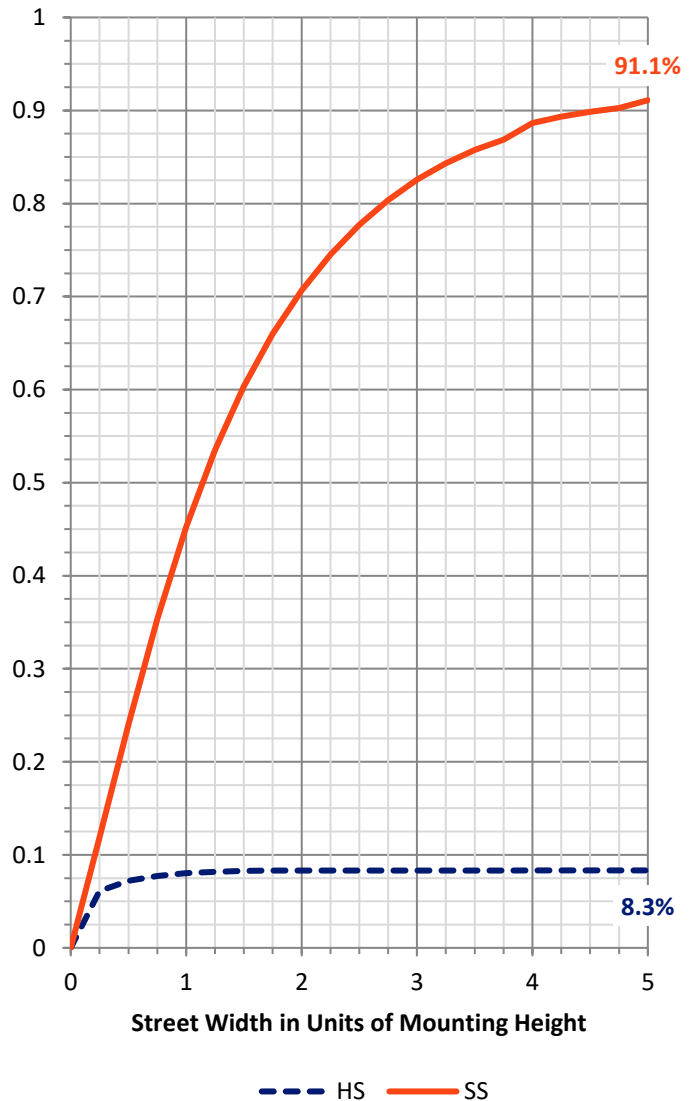
FLUX DISTRIBUTION:

		Downward	Upward	Total
House Side	Lumens	639.8	0.0	639.8
	% Fixture	8.4	0.0	8.4
Street Side	Lumens	6999.7	0.0	6999.7
	% Fixture	91.6	0.0	91.6
Total	Lumens	7639.6	0.0	7639.6
	% Fixture	100.0	0.0	100.0

Coefficient of Utilization

ZONAL LUMENS:

Zone	Lumens	% Fixture
0°-10°	120.9	1.6
10°-20°	296.1	3.9
20°-30°	474.6	6.2
30°-40°	716.6	9.4
40°-50°	1090.6	14.3
50°-60°	1535.5	20.1
60°-70°	1875.6	24.6
70°-80°	1361.9	17.8
80°-90°	167.7	2.2
90°-100°	0.0	0.0
100°-110°	0.0	0.0
110°-120°	0.0	0.0
120°-130°	0.0	0.0
130°-140°	0.0	0.0
140°-150°	0.0	0.0
150°-160°	0.0	0.0
160°-170°	0.0	0.0
170°-180°	0.0	0.0
0°-90°	7639.6	100.0
0°-180°	7639.6	100.0

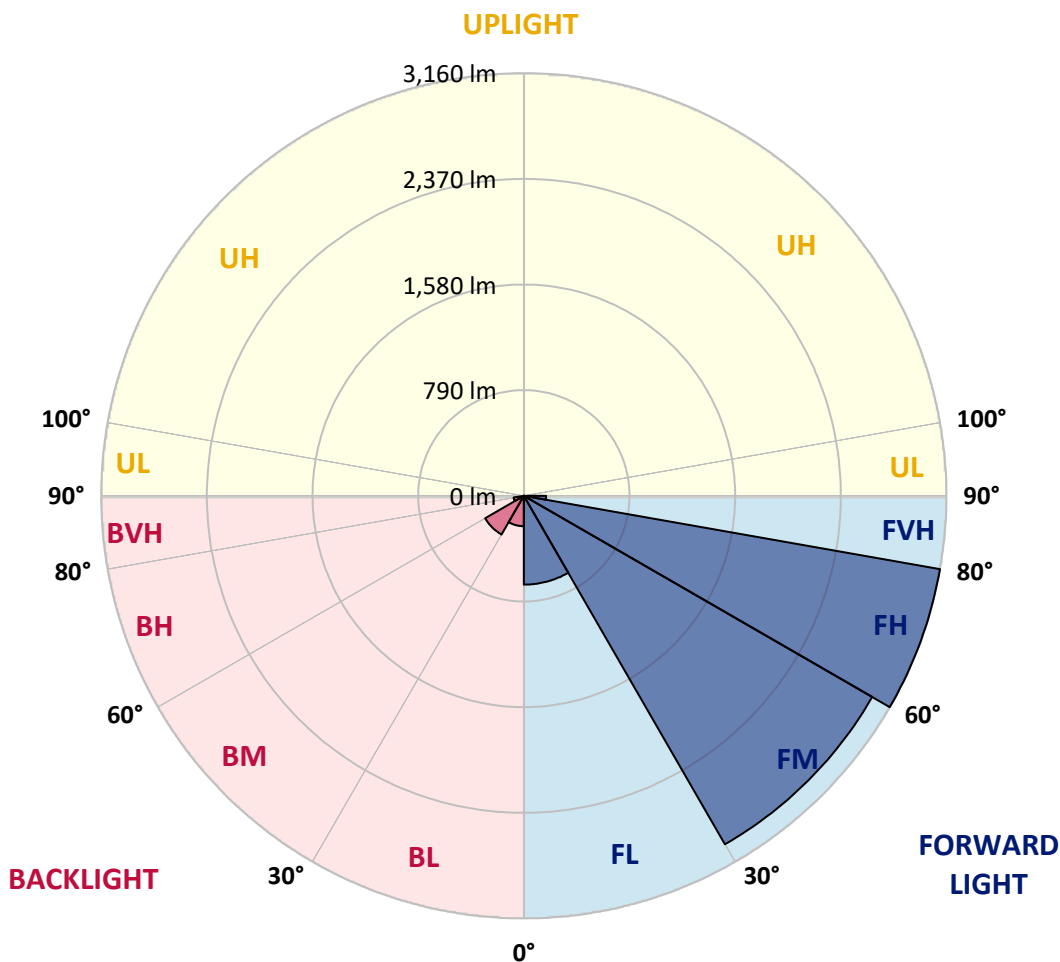


REPORT NUMBER: P677157
 CATALOG NUMBER: CCW-SA-2C-750-U-SL4-HSS

LUMINAIRE CLASSIFICATION SYSTEM LUMEN TABLE AND BUG RATING:

Zone	Lumens	% Fixture	Zone Rating/Lumen Limit		
			B	U	G
FL (0°-30°)	664.5	8.7			
FM (30°-60°)	3008.5	39.4			
FH (60°-80°)	3159.9	41.4			G2/5000
FVH (80°-90°)	166.9	2.2			G2/225
BL (0°-30°)	227.1	3.0	B1/500		
BM (30°-60°)	334.2	4.4	B1/1000		
BH (60°-80°)	77.6	1.0	B0/110		G0/110
BVH (80°-90°)	0.9	0.0			G0/10
UL (90°-100°)	0.0	0.0		U0/0	
UH (100°-180°)	0.0	0.0		U0/0	

BUG Rating: B1-U0-G2
 Type IV Short





REPORT NUMBER: P677157

CATALOG NUMBER: CCW-SA-2C-750-U-SL4-HSS

CANDELA DISTRIBUTION (FULL):

	0°	5°	15°	25°	35°	38°	45°	55°	65°	75°	85°
0°	1381.5	1381.5	1381.5	1381.5	1381.5	1381.5	1381.5	1381.5	1381.5	1381.5	1381.5
2.5°	1517.7	1517.7	1532.0	1517.7	1512.3	1478.3	1480.1	1462.2	1444.2	1419.2	1395.9
5°	1535.6	1548.2	1557.1	1544.6	1524.9	1528.5	1541.0	1507.0	1458.6	1428.1	1376.2
7.5°	1528.5	1555.3	1548.2	1541.0	1528.5	1519.5	1501.6	1487.3	1464.0	1435.3	1374.4
10°	1523.1	1532.0	1533.8	1528.5	1501.6	1526.7	1507.0	1483.7	1455.0	1421.0	1345.7
12.5°	1503.4	1503.4	1519.5	1507.0	1510.5	1523.1	1514.1	1508.8	1478.3	1449.6	1383.3
15°	1481.9	1489.0	1514.1	1533.8	1551.8	1546.4	1541.0	1524.9	1498.0	1465.7	1395.9
17.5°	1487.3	1490.8	1530.3	1566.1	1557.1	1553.6	1582.2	1548.2	1521.3	1485.5	1406.6
20°	1507.0	1517.7	1562.5	1609.1	1618.1	1618.1	1607.3	1587.6	1550.0	1501.6	1426.3
22.5°	1526.7	1530.3	1603.7	1662.9	1671.8	1648.5	1657.5	1600.1	1564.3	1537.4	1446.0
25°	1601.9	1594.8	1673.6	1720.2	1714.8	1691.5	1682.6	1632.4	1618.1	1569.7	1489.0
27.5°	1704.1	1673.6	1750.7	1779.3	1750.7	1757.8	1732.7	1679.0	1648.5	1619.9	1508.8
30°	1766.8	1784.7	1825.9	1854.6	1806.2	1808.0	1795.5	1736.3	1689.7	1696.9	1575.1
32.5°	1863.5	1876.1	1906.5	1919.1	1881.5	1877.9	1865.3	1818.7	1784.7	1777.5	1664.6
35°	1967.5	1990.8	1992.6	1996.1	1962.1	1976.4	1958.5	1892.2	1910.1	1922.7	1772.2
37.5°	2069.6	2048.1	2083.9	2100.1	2062.4	2062.4	2067.8	2023.0	2055.3	2092.9	1924.5
40°	2109.0	2118.0	2180.7	2168.2	2213.0	2186.1	2205.8	2195.0	2221.9	2307.9	2139.5
42.5°	2150.2	2161.0	2245.2	2268.5	2322.3	2331.2	2359.9	2361.7	2440.5	2582.1	2345.6
45°	2229.1	2211.2	2325.8	2383.2	2471.0	2496.1	2530.1	2558.8	2682.4	2849.1	2580.3
47.5°	2300.8	2275.7	2406.5	2521.2	2628.7	2634.0	2727.2	2757.7	2904.6	3094.6	2813.2
50°	2401.1	2410.1	2465.6	2662.7	2772.0	2834.7	2899.2	2999.6	3162.7	3365.1	2981.7
52.5°	2505.0	2496.1	2589.3	2782.8	2954.8	2978.1	3123.2	3236.1	3413.5	3565.8	3056.9
55°	2632.3	2643.0	2678.8	2933.3	3151.9	3207.4	3370.5	3488.8	3682.3	3651.8	3082.0
57.5°	2759.5	2748.7	2829.4	3101.7	3399.2	3440.4	3657.2	3727.1	3857.9	3709.2	3019.3
60°	2884.9	2904.6	2938.7	3291.7	3669.8	3730.7	3902.7	3938.5	3967.2	3736.0	2970.9
62.5°	3028.3	2981.7	3087.4	3492.4	3913.4	4040.7	4176.8	4035.3	4010.2	3687.7	2859.8
65°	3099.9	3114.3	3252.2	3721.7	4237.8	4331.0	4348.9	4166.1	4037.1	3580.2	2755.9
67.5°	3211.0	3230.7	3406.3	3956.4	4571.1	4623.0	4558.5	4284.4	4013.8	3440.4	2381.4
70°	3225.4	3273.7	3612.4	4201.9	4780.7	4825.5	4775.3	4363.2	3825.6	2890.3	1763.2
72.5°	3150.1	3236.1	3662.6	4341.7	4956.3	5069.2	4787.9	4085.5	3083.8	1843.8	903.1
75°	2379.6	2451.3	3352.6	4133.8	4644.5	4671.4	4203.7	3117.9	1756.0	628.9	231.2
77.5°	1232.8	1356.4	2238.0	3159.1	3538.9	3510.3	2926.1	1836.7	603.9	164.9	93.2
80°	707.8	738.3	978.4	1774.0	2225.5	2116.2	1618.1	792.0	265.2	82.4	60.9
82.5°	349.4	392.4	526.8	793.8	1112.8	915.6	607.4	474.8	148.7	44.8	53.8
85°	75.3	78.8	268.8	379.9	451.6	297.5	207.9	399.6	53.8	26.9	52.0
87.5°	53.8	52.0	75.3	170.2	125.4	77.1	123.6	209.6	12.5	12.5	10.8
90°	0.0	0.0	0.0	0.0	0.0	0.0	0.0	0.0	0.0	0.0	0.0



REPORT NUMBER: P677157
 CATALOG NUMBER: CCW-SA-2C-750-U-SL4-HSS

CANDELA DISTRIBUTION (continued):

	90°	95°	105°	115°	125°	135°	145°	155°	165°	175°	180°
0°	1381.5	1381.5	1381.5	1381.5	1381.5	1381.5	1381.5	1381.5	1381.5	1381.5	1381.5
2.5°	1381.5	1365.4	1347.5	1313.4	1304.5	1299.1	1268.6	1266.9	1261.5	1248.9	1243.6
5°	1343.9	1317.0	1283.0	1247.1	1218.5	1166.5	1103.8	1071.5	1032.1	1033.9	1021.4
7.5°	1338.5	1288.4	1240.0	1164.7	1073.3	976.6	879.8	817.1	772.3	745.4	750.8
10°	1313.4	1275.8	1197.0	1057.2	910.3	763.3	639.7	546.5	492.8	451.6	464.1
12.5°	1324.2	1250.7	1139.6	953.3	743.6	562.6	408.5	319.0	279.5	265.2	268.8
15°	1317.0	1250.7	1105.6	840.4	584.1	381.7	265.2	236.5	229.4	229.4	225.8
17.5°	1338.5	1265.1	1048.2	729.3	419.3	254.4	227.6	222.2	216.8	216.8	216.8
20°	1369.0	1272.2	1008.8	605.7	295.7	224.0	213.2	209.6	207.9	207.9	206.1
22.5°	1370.8	1265.1	935.4	469.5	227.6	211.4	202.5	200.7	200.7	197.1	197.1
25°	1381.5	1272.2	856.5	353.0	211.4	198.9	191.7	189.9	191.7	189.9	188.1
27.5°	1408.4	1284.8	777.7	258.0	198.9	188.1	182.8	181.0	181.0	181.0	177.4
30°	1442.5	1284.8	689.9	213.2	188.1	177.4	172.0	170.2	168.4	168.4	168.4
32.5°	1514.1	1326.0	582.4	189.9	173.8	164.9	159.5	159.5	157.7	157.7	155.9
35°	1603.7	1354.7	473.1	175.6	161.3	152.3	146.9	146.9	145.1	145.1	143.3
37.5°	1714.8	1426.3	362.0	164.9	148.7	139.8	134.4	134.4	134.4	132.6	132.6
40°	1872.5	1499.8	268.8	150.5	136.2	127.2	123.6	121.8	120.1	120.1	116.5
42.5°	2040.9	1612.7	200.7	139.8	125.4	118.3	112.9	107.5	107.5	102.1	102.1
45°	2223.7	1711.2	163.1	127.2	114.7	105.7	100.3	96.8	91.4	87.8	87.8
47.5°	2402.9	1772.2	143.3	112.9	103.9	96.8	91.4	84.2	77.1	75.3	73.5
50°	2548.0	1790.1	127.2	102.1	95.0	87.8	80.6	71.7	64.5	60.9	59.1
52.5°	2548.0	1691.5	114.7	91.4	86.0	78.8	69.9	59.1	50.2	46.6	44.8
55°	2548.0	1535.6	102.1	84.2	77.1	71.7	59.1	48.4	39.4	34.0	32.3
57.5°	2510.4	1347.5	91.4	75.3	68.1	60.9	50.2	37.6	28.7	23.3	23.3
60°	2406.5	1150.4	78.8	66.3	59.1	50.2	39.4	26.9	17.9	12.5	12.5
62.5°	2273.9	915.6	68.1	55.5	48.4	41.2	30.5	17.9	7.2	3.6	3.6
65°	2042.7	675.5	59.1	46.6	37.6	30.5	19.7	7.2	0.0	0.0	0.0
67.5°	1686.1	451.6	46.6	37.6	32.3	21.5	12.5	1.8	0.0	0.0	0.0
70°	1186.2	256.2	35.8	26.9	23.3	14.3	3.6	0.0	0.0	0.0	0.0
72.5°	487.4	112.9	25.1	19.7	16.1	7.2	0.0	0.0	0.0	0.0	0.0
75°	132.6	50.2	16.1	10.8	9.0	1.8	0.0	0.0	0.0	0.0	0.0
77.5°	77.1	34.0	7.2	3.6	3.6	0.0	0.0	0.0	0.0	0.0	0.0
80°	60.9	16.1	3.6	1.8	0.0	0.0	0.0	0.0	0.0	0.0	0.0
82.5°	60.9	9.0	1.8	0.0	0.0	0.0	0.0	0.0	0.0	0.0	0.0
85°	52.0	3.6	0.0	0.0	0.0	0.0	0.0	0.0	0.0	0.0	0.0
87.5°	7.2	0.0	0.0	0.0	0.0	0.0	0.0	0.0	0.0	0.0	0.0
90°	0.0	0.0	0.0	0.0	0.0	0.0	0.0	0.0	0.0	0.0	0.0

(END OF REPORT)